

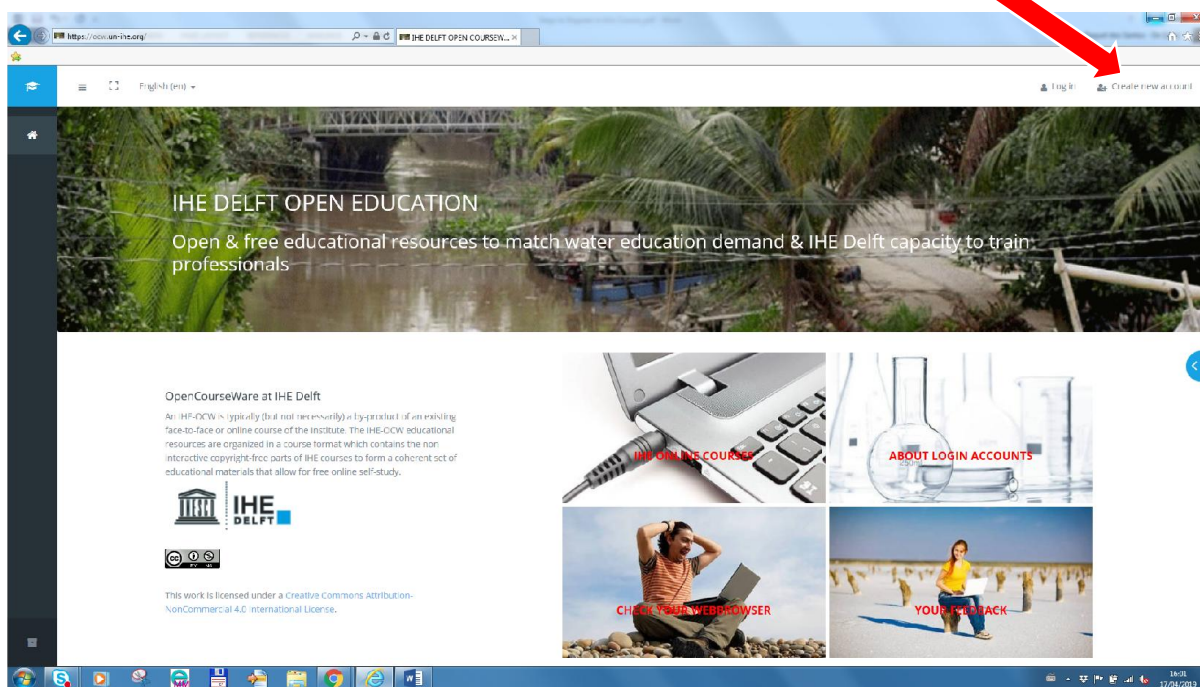
Steps to register/enrol yourself in the online course 'AfriAlliance MOOC on Water and Climate Change in Africa'

The screenshots below explain step-by-step the registration/self-enrolment process.

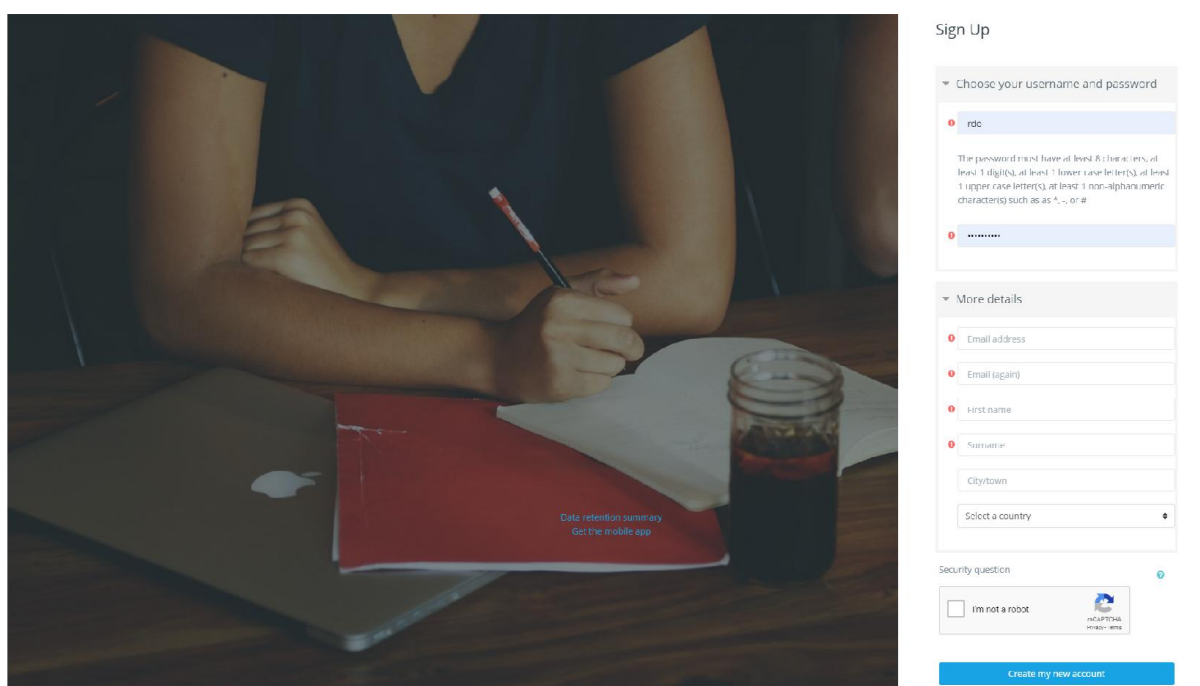
If after following these steps you still have questions on how to register/enrol in this course, contact Raquel dos Santos de Quaij (r.dossantos@un-ihe.org) with email title AA-MOOC#1

1. Create a New Account in the IHE Delft Open Education homepage:

1.1. Go to <https://ocw.un-ihe.org/> and click on 'Create New Account'



1.2. Fill in the form (Username, Password etc.) and click on 'Create my new account'



1.3. Check 'Account Confirmation' email sent to you / use the 'Web Address' to confirm

EXAMPLE:

Admin User (via OCW IHE DELFT) <noreply-ocw@un-ihe.org>

Para:rdo student

Date...

Hi rdo student,

A new account has been requested at 'IHE DELFT OPEN COURSEWARE' using your email address.

To confirm your new account, please go to this web address:

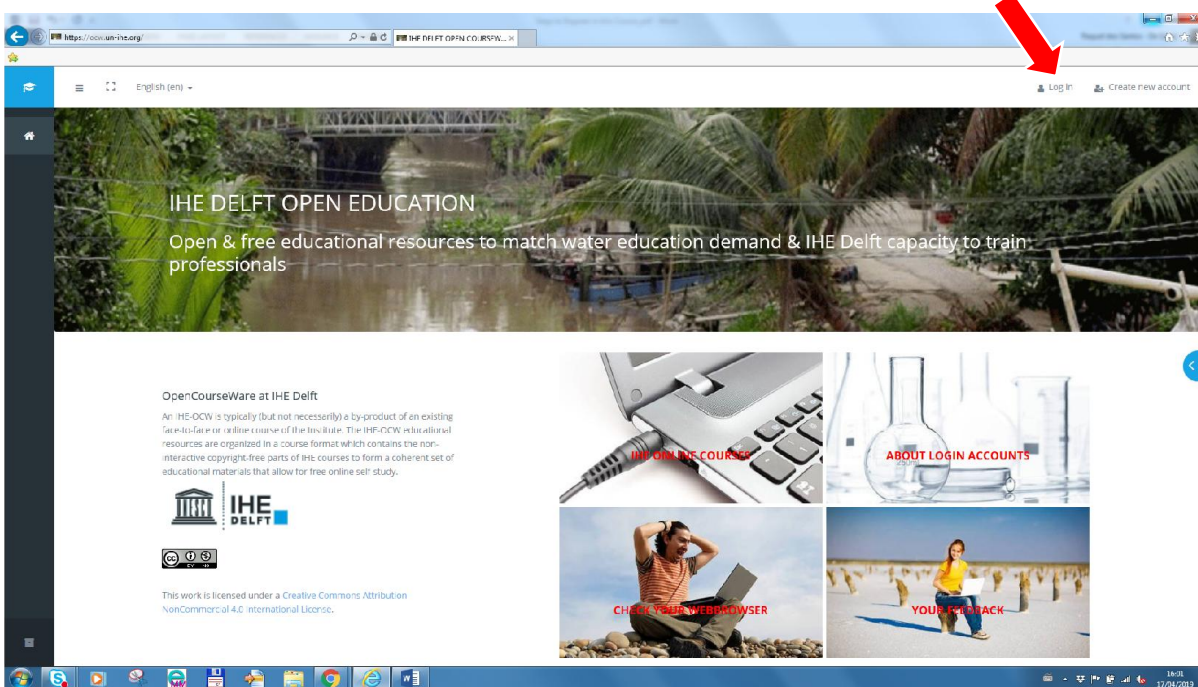
<https://ocw.un-ihe.org/login/confirm.php?data=lyjRC6CVloHq7yF/USERNAME>

In most mail programs, this should appear as a blue link which you can just click on. If that doesn't work, then cut and paste the address into the address line at the top of your web browser window.

If you need help, please contact the site administrator,

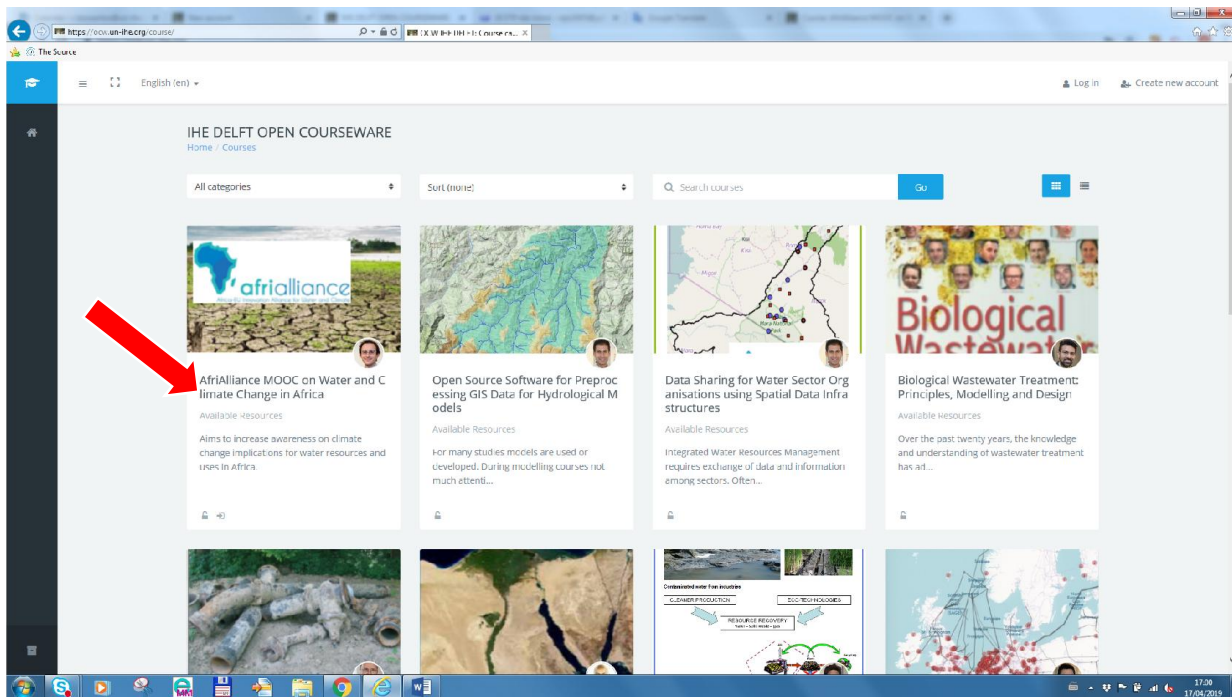
Admin User
g.tielemans@un-ihe.org

1.4. Use your Username and Password at <https://ocw.un-ihe.org/> to login



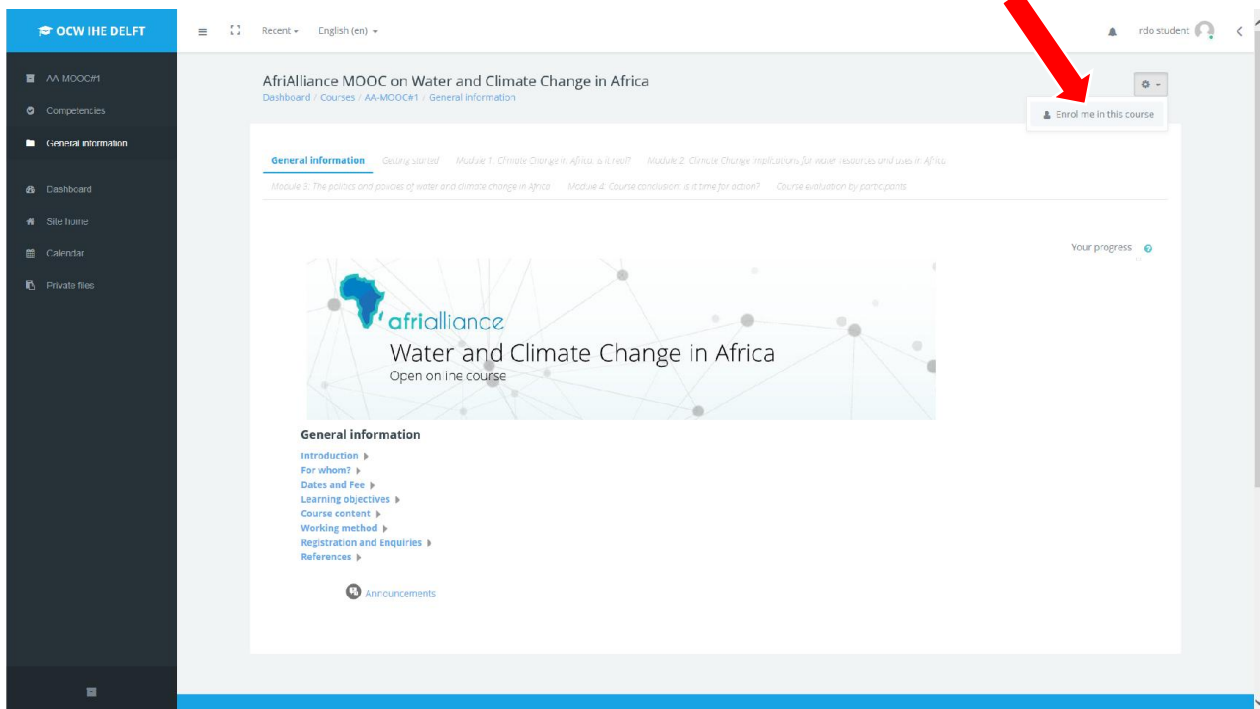
2. Register/Enrol Yourself in the Course:

2.1. Click on the course title 'AfriAlliance MOOC on Water and Climate Change in Africa'



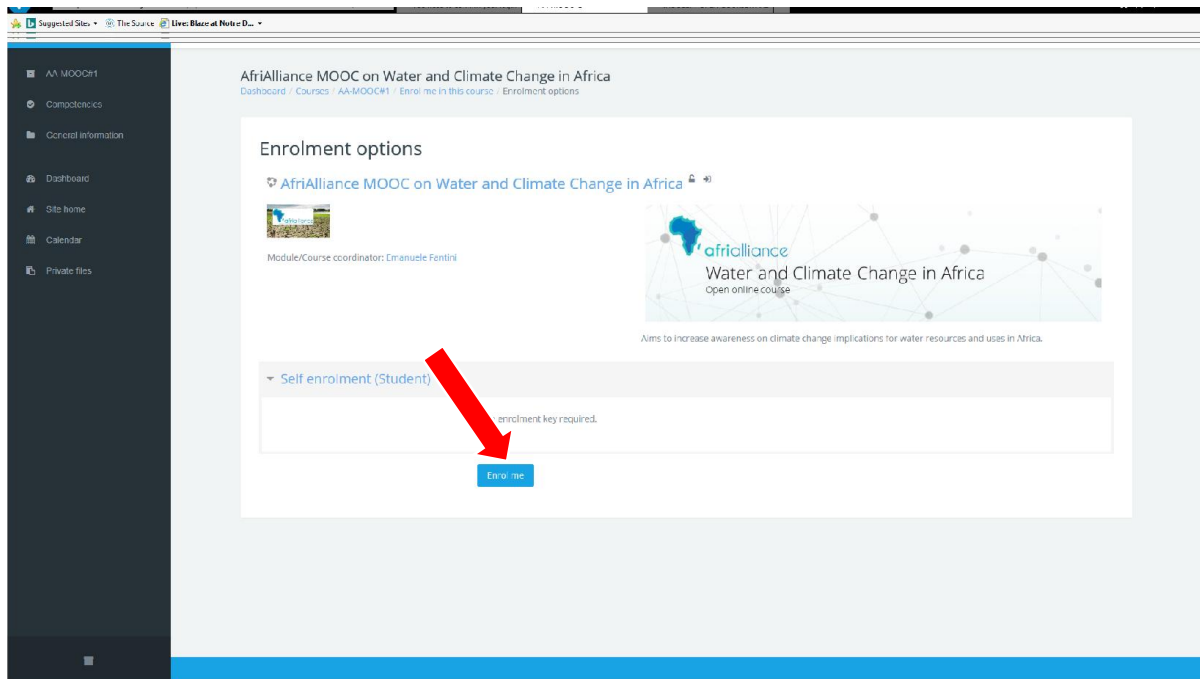
The screenshot shows the IHE Delft Open Courseware website. The page title is 'IHE DELFT OPEN COURSEWARE'. There is a search bar and a 'Go' button. Below the search bar, there is a grid of course cards. The first card is titled 'AfriAlliance MOOC on Water and Climate Change in Africa'. A red arrow points to this card. The card has a thumbnail image of a map of Africa and the text 'afrialliance'. Below the thumbnail, the course title is repeated, followed by 'Available resources' and a brief description: 'Aims to increase awareness on climate change implications for water resources and uses in Africa'. Other cards in the grid include 'Open Source Software for Preprocessing GIS Data for Hydrological Models', 'Data Sharing for Water Sector Organisations using Spatial Data Infrastructures', and 'Biological Wastewater Treatment: Principles, Modelling and Design Structures'.

2.2. Click on 'Enrol me in this course' (under the arrow in the upper right side/below your username)



The screenshot shows the course page for 'AfriAlliance MOOC on Water and Climate Change in Africa'. The page title is 'AfriAlliance MOOC on Water and Climate Change in Africa'. Below the title, there is a 'General information' section with a list of links: 'Introduction', 'For whom?', 'Dates and Fee', 'Learning objectives', 'Course content', 'Working method', 'Registration and Enquiries', and 'References'. In the top right corner, there is a button labeled 'Enrol me in this course'. A red arrow points to this button. The page also shows a navigation menu on the left side with options like 'All MOOCs', 'Competencies', 'General information', 'Dashboard', 'Site Home', 'Calendar', and 'Private files'. The user's name 'rdo student' is visible in the top right corner.

2.3. Click on 'Enrol me' in the page 'Enrolment options' to complete the process



Remarks:

a) You will also receive an 'Welcome' email from the course coordinator:

EXAMPLE:

Welcome to AfriAlliance MOOC on Water and Climate Change in Africa

Emanuele Fantini (via OCW IHE DELFT) <noreply-ocw@un-ihe.org>

To: rdo student
Date...

Welcome to AfriAlliance MOOC on Water and Climate Change in Africa!
If you have not done so already, you should edit your profile page so that we can learn more about you:
<https://ocw.un-ihe.org/user/view.php?id=1612&course=69>

b) And your name will be in the course participants list (see example below):

